




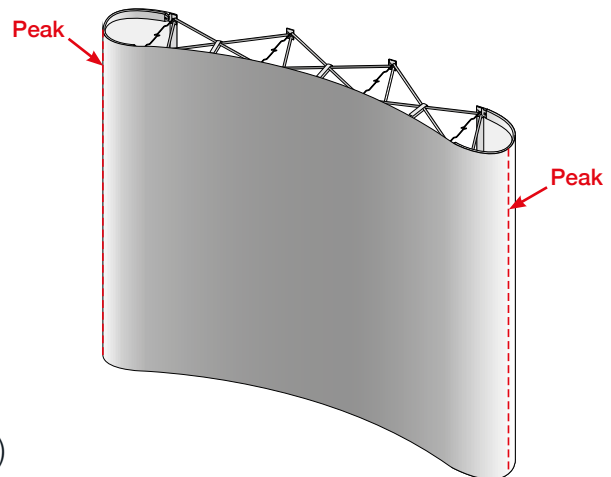


-  Main printing area of the pop-up (front)
-  Curved sides of the pop-up
-  Back of the pop-up
-  Overlapping / bleed. Background colour must also fill this area.
-  Velcro



File type: PDF (High Quality Print)

File size: 363 x 236 cm. (Bleed is included in the file.)

Fonts and graphics: All fonts must be outlined. Logos must be vectorized.

Crop marks: Do not include crop marks or any other printing marks in the document.

Images: If the printfile contain image(s), they must be embedded/linked.

Resolution must be min.150 dpi.

Colours: Files should be prepared within the CMYK technology (Fogra39 colour profile).

Images embedded in the printfile must be prepared as a CMYK image.

Use the value C: 100% M: 100% Y: 100% K: 100% if you want a rich black background.

! Do not use this designguide as a template.

■ You can download templates under each of our products in our webshop.