




-  Print file size / Bleed (28 x 53 cm)
(Background colour must fill all of this area.)
-  Visible area / Final size of bandana (25 x 50 cm)
(Design will be duplicated to both sides of the bandana.)
-  Have that in mind when making a pattern.)
Safety Margin (Keep graphics and logo inside this area.)



File type: PDF (High Quality Print)

File size: 28 x 53 cm. (Bleed is included in the file.)

Fonts and graphics: All fonts must be outlined. Logos must be vectorized.

Crop marks: Do not include crop marks or any other printing marks in the document.

Images: If the printfile contain image(s), they must be embedded. Resolution must be min. 250 dpi.

Stroke and letter thickness: All strokes and letters should not be thinner than 1mm.

Colours: Files should be prepared within the CMYK technology (Fogra39 colour profile)

Images embedded in the printfile must be prepared as a CMYK image.

Black should be defined with 100% black. (C: 0% M: 0% Y: 0% K: 100%)

Use dark background colour to avoid "ghost print".

(Ghost print: Part of graphics printing through from one side of the bandana to the other side.)

! Do not use this designguide as a template.

■ You can download templates under each of our products on our webshop.